



Home Essentials

Fan Catalogue





An air of delight

Our wide range of pedestal, table and ceiling fans, will not only adorn your home, but also sweep you off your feet with their incredible features.

INDEX - FANS

| | |
|-----------------------|----|
| PREMIUM CF | 01 |
| ECONOMY CF | 27 |
| SUB-ECONOMY CF | 35 |
| SMALL FAN RANGE | 38 |
| TOWER FANS | 40 |
| TPW FANS | 41 |
| PERSONAL FANS | 51 |
| EXHAUST FANS | 52 |
| INDUSTRIAL FANS | 55 |
| AIR CIRCULATORS | 57 |

KNOW YOUR BAJAJ FAN

Features and specifications guide

CONSTRUCTION

| | | | | | |
|--|---|---|---|---|--|
|  ANTI-GERM COATING | Anti-Germ coating which protects from 99.2%* germs, resulting in their eventual destruction |  BYE-BYE DUST | Advanced Polymer Technology [†] for quick and hassle-free cleaning |  SUPERIOR GRADE ALUMINIUM BLADES | Increases durability & makes the body lighter |
|  STRONG 14 POLE MOTOR | Powerful high torque motor to provide consistent performance |  RIBBED BLADES | Improves blade stability |  SIDE BEND BLADES | Increases durability & restricts blade wear & tear |
|  25MM STACK MOTOR | Higher the stack, stronger the motor |  WOODEN BLADES | Unique look & lighter blades |  UNDERLIGHT | Improves home décor with decorative light option |
|  HIGH GRADE ALUMINIUM BLADES | Blades made with high grade aluminium sheets for higher durability and consistent performance |  TIMER | Set timings, power and speed |  LED UNDERLIGHT | Improves home décor with decorative LED light option |
|  OVERLOAD THERMAL PROTECTOR | Acts as a fuse and protects the motor from damage |  FULL 400MM | 400mm blades for higher air delivery |  REMOTE CONTROL | Provides convenience due to a regulator-free operation |
|  ACRYLIC BLADE HIGH PERFORMANCE | Consistent air delivery and zero warp from air pressure - even over time |  FULL COPPER MOTOR | Increases durability & provides robust performance |  STRONG METAL BODY | Strong Metal Body for longer life |
|  HEAVY METAL BODY BASE | Heavy Metal Body Base for stability |  FULL ALUMINIUM BODY | Increases durability & makes the body lighter |  DOUBLE BALL BEARING | Increases load bearing capacity & durability |
|  LIGHT-WEIGHT & PORTABLE | Easy to shift based on the need | | | | |

**T&C apply. Log on to bajajelectricals.com/terms-and-conditions for terms and conditions.

PERFORMANCE



EXCELLENT PERFORMANCE AT LOW VOLTAGE

Provides performance even at 180V (300RPM & air delivery 200CMM)



ENERGY EFFICIENT PERFORMANCE

Provides better performance & consumes less power



HIGH SPEED

Provides High RPM (Ceiling Fan : > 360RPM All other category fans : > 2000RPM)



SILENT OPERATION

High efficiency minus the air cutting sound



HIGH AIR DELIVERY

Improves the feel of air with higher air delivery



QUICK-START HIGH TORQUE MOTOR

Provides instant comfort by achieving high performance quickly



LOW POWER CONSUMPTION

Saves electricity by consuming less power



ISI STANDARDS

Provides performance as per ISI standards



5 STAR ENERGY SAVING

Rated 5 Star by BEE. Provides higher service value (more than 4)



GREAT VALUE FOR MONEY

Good performance at an economical price



HIGH SPEED DECORATIVE FAN

High speed fan with decorative ornament so that you get a combination of performance and looks



HIGH AIR THRUST

Experience high blast of air



2 YEAR WARRANTY

2 year warranty



TOUGH BLOWER

3 Speed Selection for optimum air throw efficiency, thus resulting in better comfort

DESIGN



ROTATING GRILL

Aesthetically appealing



WIDE BLADES

For better air delivery



UNIQUE SHANKLESS DESIGN

Eliminates the use of shanks to hold the blades. Helps to provide a cleaner & classier looks



ANGULAR DESIGN

Provides better performance with improved aerodynamics & better aesthetics



AERODYNAMICALLY BALANCED BLADE

For reduced drag resistance and improved air delivery



SLEEK DESIGN

For a streamlined look and improved aesthetics



Helps keep the character visible even during fan operation

STATIONARY BOTTOM COVER



For clean aesthetics

SLIM DESIGN



Antique inspired design to match your décor

ANTIQUE DESIGN



Light and rust-proof body for durability

RUST-PROOF BODY



Mountable on glass panel

EASY TO MOUNT



Higher speed for quick blast of air

400RPM



Unique petal shaped blades to enhance aesthetics and complement décor

PETAL SHAPED BLADES



Electroplated coating finish to offer an eye-catching appeal

ELECTROPLATED FINISH



Speed & Swing Controls designed for ease of use

ERGONOMIC CONTROL PANELS

AESTHETICS



Provides 2 colour options in a single blade

REVERSIBLE BLADE



Improves aesthetics with motor body bottom in a different metallic colour than the blades

2 TONE METALLIC FINISH



Improves aesthetics & provides super clean surface finish

METALLIC FINISH



Wooden finish options for a classy feel

HIGH QUALITY WOODEN FINISH



Improves durability by ensuring protection against rust & providing a super clean surface

RUST-FREE POWDER COATED FINISH



Improves aesthetics with a unique design

UNIQUE DECOR ORNAMENT



For vibrant and realistic characters

UNIQUE PICTURE TRANSFER TECHNOLOGY



Provides the bling to your fan with metallic deco ornament

METALLISED ORNAMENT & BODY RING



Provides a unique design

EMBEDDED ORNAMENT



Louvers to control the air flow directions

LOUVERS



Elegant Pearl Metallic Finish to match and enhance home décor

ELEGANT PEARL METALLIC FINISH



Offering a range of unique colour combinations to suit your décor

UNIQUE COLOUR COMBINATIONS



Sparkling Diamond Finish texture adds a touch of sophistication to the interiors

SPARKLING DIAMOND FINISH



Lustrous coating enables longer life

LUSTROUS COATING FOR LONGER LIFE



Sturdy design for Stability

STURDY DESIGN





Premium Ceiling Fans



MAGNIFIQUE FL-01

Sweep: 1200mm
Speed: 250RPM
Air Delivery: 200CMM
Power: 60W



UNDERLIGHT



SILENT OPERATION



REVERSIBLE BLADE



REMOTE CONTROL



LOW POWER CONSUMPTION



Blade Side 1: Matte Silver



Blade Side 2: Matte White



MAGNIQUE AL-01

Sweep: 1200mm
Speed: 250RPM
Air Delivery: 215CMM
Power: 60W

Chain cords - Separate chain cords
for light and speed control



UNDERLIGHT



SILENT OPERATION



REVERSIBLE BLADE



WOODEN BLADES



Blade Side 1: Wenge Wood



Blade Side 2: Oak Wood



ORNIO

Sweep: 1200mm
Speed: 340RPM
Air Delivery: 230CMM
Power: 65W



UNIQUE SHANKLESS
DESIGN



SILENT
OPERATION



STRONG 14 POLE
MOTOR



HIGH AIR
DELIVERY



METALLIC FINISH



FULL ALUMINIUM
BODY



LOW POWER CONSUMPTION



Ceramic White



Ceramic White - Wood



Honey Brown



Wenge Wood



NEW

FLORELLA

Sweep: 1200mm
Speed: 350RPM
Air Delivery: 215CMM
Power: 68W
(with light)



LED UNDERLIGHT



LOW POWER
CONSUMPTION



FULL ALUMINIUM
BODY



REMOTE CONTROL



DOUBLE BALL
BEARING




White Cool Grey



NEW

EURO NXG ANTI-GERM

Sweep: 1200mm
Speed: 320RPM
Air Delivery: 230CMM
Power: 68W



HIGH AIR DELIVERY



METALLIC FINISH



SILENT OPERATION



FULL ALUMINIUM BODY



STRONG 14 POLE MOTOR



Cobalt Blue



Royal Plum



Chocolate Brown



Drupe Green



NEW

ELEGANCE ROYALE ANTI-GERM

Sweep: 1200mm
Speed: 380RPM
Air Delivery: 240CMM
Power: 68W



**QUICK-START HIGH
TORQUE MOTOR**



**FULL ALUMINIUM
BODY**



**DOUBLE BALL
BEARING**



**EXCELLENT
PERFORMANCE
AT LOW VOLTAGE**



**HIGH SPEED DECORATIVE
PREMIUM FAN**



**HIGH AIR
DELIVERY**



Cinnamon Brown



Royal Plum



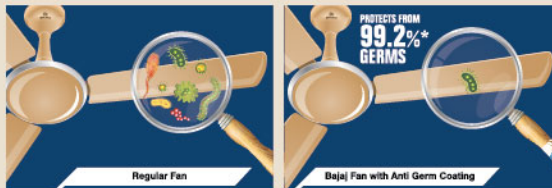
Chocolate Brown



NEW

HARRIER ANTI-GERM

Sweep: 1200mm
Speed: 380RPM
Air Delivery: 220CMM
Power: 66W



HIGH AIR DELIVERY



AERODYNAMICALLY BALANCED BLADE



UNIQUE DECOR ORNAMENT




EXCELLENT PERFORMANCE AT LOW VOLTAGE



FULL ALUMINIUM BODY



Electric Blue



Silky White



Honey Brown



Pearl Grey



NEW

ASTREZA

Sweep: 1200mm
Speed: 350RPM
Air Delivery: 225CMM
Power: 68W



LUSTROUS COATING
FOR LONGER LIFE



ELECTROPLATED
FINISH



LOW POWER
CONSUMPTION



HIGH AIR
DELIVERY



Copper Brown



Antique Brass



Brushed Steel



Gun Metal



CRUZAIR D'ECOR

Sweep: 1300mm
Speed: 320RPM
Air Delivery: 235CMM
Power: 66W



ANTIQUE DESIGN



SILENT
OPERATION



STRONG 14 POLE
MOTOR



HIGH AIR
DELIVERY




WIDE BLADES



LOW POWER
CONSUMPTION



Kashmir Beige



NEW

MISAKI

Sweep: 1200mm
Speed: 350RPM
Air Delivery: 245CMM
Power: 73W



HIGH AIR
DELIVERY



SPARKLING
DIAMOND
FINISH



FULL ALUMINIUM
BODY



METALLIC
FINISH



DOUBLE BALL
BEARING



Bakers Brown



Grey Desert Sand



Capuccino Brown



NEW

MANAMI

Sweep: 1250mm
Speed: 380RPM
Air Delivery: 220CMM
Power: 73W



UNIQUE COLOUR
COMBINATIONS



METALLIC
FINISH



HIGH SPEED




HIGH AIR
DELIVERY




DOUBLE BALL
BEARING



Matte Deep Brown



Matte Melanoid



Pearl Ivory



Pearl White



SHINTO

Sweep: 1200mm
Speed: 340RPM
Air Delivery: 235CMM
Power: 65W



HIGH QUALITY
WOODEN FINISH



SILENT
OPERATION



STRONG 14 POLE
MOTOR



HIGH AIR
DELIVERY



FULL ALUMINIUM
BODY



LOW POWER
CONSUMPTION



Wenge Wood



Ceramic White



Oak Wood



ARK HS

Sweep: 1200mm
Speed: 380RPM
Air Delivery: 225CMM
Power: 68W



Azotic Topaz



Sunshine Gold



White



ARK

Sweep: 1200mm
Speed: 330RPM
Air Delivery: 225CMM
Power: 65W



METALLISED ORNAMENT
& BODY RING



METALLIC
FINISH



HIGH AIR
DELIVERY



FULL ALUMINIUM
BODY



STRONG 14 POLE
MOTOR



Azotic Topaz



Sunshine Gold



White



ESTEEM

Sweep: 1200mm
Speed: 380RPM
Air Delivery: 225CMM
Power: 73W





LEATRIM MAX 250x250

Sweep: 1200mm
Speed: 250RPM
Air Delivery: 250CMM
Power: 72W



HIGH AIR DELIVERY



SILENT OPERATION



FULL ALUMINIUM BODY



QUICK-START
HIGH TORQUE MOTOR



METALLIC FINISH



WIDE BLADES



EXCELLENT PERFORMANCE
AT LOW VOLTAGE



Honey Brown



Sizzling Brown



Ceramic White



EURO

Sweep: 1200mm
Speed: 320RPM
Air Delivery: 230CMM
Power: 68W



FULL ALUMINIUM
BODY



ANGULAR
DESIGN



SILENT
OPERATION



HIGH AIR
DELIVERY



STRONG 14 POLE
MOTOR




METALLIC
FINISH



Topaz



White



REGAL GOLD 4 BLADE

| | |
|----------------------|--------|
| Sweep: | 1200mm |
| Speed: | 330RPM |
| Air Delivery: | 225CMM |
| Power: | 65W |



METALLISED ORNAMENT
& BODY RING



FULL ALUMINIUM
BODY





STRONG 14 POLE
MOTOR



HIGH AIR
DELIVERY



Ivory



WINSTRIM

Sweep: 1200mm
Speed: 330RPM
Air Delivery: 225CMM
Power: 65W



WIDE BLADES



UNIQUE DECOR
ORNAMENT



HIGH AIR
DELIVERY



FULL ALUMINIUM
BODY




STRONG 14 POLE
MOTOR



LOW POWER
CONSUMPTION

Also available in 900mm sweep.



Copper Tan



ELEGANCE

Sweep: 1200mm
Speed: 380RPM
Air Delivery: 225CMM
Power: 73W



**METALLISED
ORNAMENT
& BODY RING**



**METALLIC
FINISH**



**HIGH AIR
DELIVERY**



**FULL ALUMINIUM
BODY**



**STRONG 14 POLE
MOTOR**

Also available in 900mm sweep.



Bianco



NEW

REGAL GOLD NXG

Sweep: 1200mm
Speed: 345RPM
Air Delivery: 230CMM
Power: 64W



PREMIUM
DECORATIVE FAN



METALLISED ORNAMENT
& BODY RING



HIGH AIR
DELIVERY



LOW POWER
CONSUMPTION



STRONG 14 POLE
MOTOR



FULL ALUMINIUM
BODY



CLEAN MATTE
FINISH



DOUBLE BALL
BEARING



Duck White



Matte Ivory



Matte Wine Red



REGAL GOLD

| | |
|----------------------|--------|
| Sweep: | 1200mm |
| Speed: | 330RPM |
| Air Delivery: | 225CMM |
| Power: | 65W |



**METALLISED
ORNAMENT
& BODY RING**



**FULL
ALUMINIUM
BODY**



**STRONG 14 POLE
MOTOR**



**METALLIC
FINISH**



HIGH AIR DELIVERY

Also available in 600/900/1400mm sweep.



Topaz



Ivory



GRACE GOLD DX

Sweep: 1200mm
Speed: 380RPM
Air Delivery: 225CMM
Power: 73W



Bianco



NEW

DISNEY NEW CHARACTERS

Sweep: 1200mm
Speed: 340RPM
Air Delivery: 230CMM
Power: 72W



UNIQUE PICTURE
TRANSFER TECHNOLOGY



STATIONARY
BOTTOM COVER



SILENT
OPERATION



HIGH AIR
DELIVERY



WIDE
BLADES



STRONG 14 POLE
MOTOR

MARVEL
© MARVEL



Avengers

Disney



Winnie the Pooh

Disney



Princess



DISNEY FANS

Sweep: 1200mm
Speed: 330RPM
Air Delivery: 230CMM
Power: 65W



UNIQUE PICTURE
TRANSFER TECHNOLOGY



STATIONARY
BOTTOM COVER



SILENT
OPERATION




HIGH AIR
DELIVERY



WIDE
BLADES



STRONG 14 POLE
MOTOR



Mickey Mouse & Friends



Minnie Mouse



DISNEY FANS

Sweep: 1200mm
Speed: 330RPM
Air Delivery: 230CMM
Power: 65W



UNIQUE PICTURE
TRANSFER TECHNOLOGY



STATIONARY
BOTTOM COVER



SILENT
OPERATION



HIGH AIR
DELIVERY



WIDE
BLADES



STRONG 14 POLE
MOTOR



Cinderella



Cars

ECONOMY CF



Silky Caramel

SPEEDSTER X

Sweep: 1200mm
Speed: 380RPM
Air Delivery: 240CMM
Power: 66W



WIDE BLADES



HIGH SPEED




HIGH AIR DELIVERY




EXCELLENT
PERFORMANCE
AT LOW VOLTAGE




METALLIC FINISH



Ceramic White



Sizzling Brown



Brown

PRIDE NEO

| | |
|----------------------|--------|
| Sweep: | 1200mm |
| Speed: | 380RPM |
| Air Delivery: | 220CMM |
| Power: | 73W |



HIGH SPEED




FULL ALUMINIUM
BODY



DOUBLE BALL
BEARING



EMBEDDED
ORNAMENT



White

Also available in 1400mm sweep.

NEW



Pearl Brown

SHIMMER BBD

Sweep: 1200mm
Speed: 400RPM
Air Delivery: 205CMM
Power: 66W



Advanced Polymer Technology for quick and hassle-free cleaning*



METALLIC FINISH



LOW POWER CONSUMPTION



ELEGANT PEARL METALLIC FINISH




HIGH SPEED



RPM



Pearl Bianco



Pearl Choco



Pearl White

ULTIMA D'ZINER 2T

Sweep: 1200mm
Speed: 380RPM
Air Delivery: 225CMM
Power: 73W



SLIM
DESIGN



2 TONE
METALLIC FINISH



UNIQUE DECOR
ORNAMENT



QUICK-START
HIGH TORQUE
MOTOR




HIGH SPEED



EXCELLENT
PERFORMANCE
AT LOW VOLTAGE



DOUBLE BALL
BEARING



Topaz

ULTIMA

Sweep: 1200mm
Speed: 380RPM
Air Delivery: 225CMM
Power: 73W



SLIM
DESIGN



METALLIC
FINISH



HIGH SPEED



EXCELLENT
PERFORMANCE
AT LOW VOLTAGE



DOUBLE BALL
BEARING



QUICK-START
HIGH TORQUE
MOTOR



White



Brown

Also available in 900/1400mm sweep.

GRACE DLX

Sweep: 1200mm
Speed: 380RPM
Air Delivery: 210CMM
Power: 73W



HIGH SPEED



METALLISED
ORNAMENT
& BODY RING



FULL ALUMINIUM
BODY



DOUBLE BALL
BEARING



QUICK-START
HIGH TORQUE
MOTOR



Bianco



White



Matte Brown



Emerald Green

GRACE LX

Sweep: 1200mm
Speed: 380RPM
Air Delivery: 210CMM
Power: 73W



HIGH SPEED



FULL ALUMINIUM
BODY



DOUBLE BALL
BEARING




QUICK-START
HIGH TORQUE
MOTOR



RUST-FREE
POWDER COATED
FINISH



Bianco



White



Matte Brown

Also available in 1400mm sweep.

PRIDE


Sweep: 1200mm
Power: 73W
RPM: 380
Air Delivery: 220CMM



HIGH SPEED



FULL
ALUMINIUM
BODY



Brown

Also available in 1400mm sweep.

SPEEDSTER

Sweep: 1200mm
Speed: 380RPM
Air Delivery: 230CMM
Power: 66W



HIGH SPEED



DOUBLE BALL
BEARING



QUICK-START
HIGH TORQUE
MOTOR



EXCELLENT
PERFORMANCE
AT LOW VOLTAGE




FULL ALUMINIUM
BODY



HIGH AIR
DELIVERY



LOW POWER
CONSUMPTION



White



Brown



Bianco



Matte Brown

Also available in 600/900/1400mm sweep.

EXCEL STAR

Sweep: 1200mm
Speed: 340RPM
Air Delivery: 210CMM
Power: 50W



5 STAR
ENERGY SAVING



LOW POWER
CONSUMPTION



HIGH GRADE CRNO
STEEL STATOR



FULL
ALUMINIUM
BODY



DOUBLE BALL
BEARING



White



Matte Brown

KASSELS STAR

Sweep: 1200mm
Speed: 380RPM
Air Delivery: 220CMM
Power: 53W



5 STAR
ENERGY SAVING



HIGH SPEED



LOW POWER
CONSUMPTION



HIGH GRADE
CRNO STEEL
STATOR



DOUBLE BALL
BEARING



SUPERIOR GRADE
ALUMINIUM BLADES



White

KASSELS 50 ISI

Sweep: 1200mm
Speed: 340RPM
Air Delivery: 200CMM
Power: 50W



LOW POWER
CONSUMPTION



ISI
STANDARDS



SUPERIOR GRADE
ALUMINIUM BLADES



DOUBLE BALL
BEARING



White



Brown

Also available in 1400mm sweep.

ELECTRA 50

Sweep: 1200mm
Speed: 340RPM
Air Delivery: 210CMM
Power: 50W



5 STAR
ENERGY SAVING



ISI
STANDARDS



LOW POWER
CONSUMPTION



RUST-FREE
POWDER COATED
FINISH



DOUBLE BALL
BEARING



SUPERIOR GRADE
ALUMINIUM BLADES



White

SUB-ECONOMY CF

NEW EDGE HS

Sweep: 1200mm
Speed: 400RPM
Air Delivery: 205CMM
Power: 66W



HIGH SPEED



LOW POWER
CONSUMPTION



RUST-FREE
POWDER
COATED FINISH



RPM



Opal White



Bianco



Dark Brown

EDGE

Sweep: 1200mm
Speed: 340RPM
Air Delivery: 205CMM
Power: 56W



DOUBLE BALL
BEARING



QUICK-START
HIGH TORQUE
MOTOR



RIBBED
BLADES



SUPERIOR GRADE
ALUMINIUM
BLADES




LOW POWER
CONSUMPTION



White



Brown



Bianco

NEW BAHAR DECO

Sweep: 1200mm
Speed: 380RPM
Air Delivery: 210CMM
Power: 73W



HIGH SPEED



DOUBLE BALL BEARING



QUICK-START HIGH TORQUE MOTOR




RIBBED BLADES



METALLISED ORNAMENT & BODY RING



STRONG METAL BODY



Brown



White



Bianco

TEZZ

Sweep: 1200mm
Speed: 380RPM
Air Delivery: 200CMM
Power: 73W



HIGH SPEED



DOUBLE BALL BEARING



HIGH GRADE ALUMINIUM BLADES



QUICK-START HIGH TORQUE MOTOR



RIBBED BLADES



Bianco



White



Brown

NEW PANTHER

Sweep: 1200mm
Speed: 380RPM
Air Delivery: 210CMM
Power: 73W



HIGH SPEED



DOUBLE BALL
BEARING



QUICK-START
HIGH TORQUE
MOTOR




RIBBED
BLADES



SIDE BEND
BLADES



RUST-FREE
POWDER COATED
FINISH



Brown



White



Bianco

NEW BAHAR

Sweep: 1200mm
Speed: 380RPM
Air Delivery: 210CMM
Power: 73W



HIGH SPEED



DOUBLE BALL
BEARING



QUICK-START
HIGH TORQUE
MOTOR



RIBBED
BLADES



SIDE BEND
BLADES



STRONG METAL
BODY



Bianco



White



Brown

Also available in 900/1400mm sweep.

SMALL FAN RANGE

REGAL GOLD

Sweep: 600mm
Speed: 870RPM
Air Delivery: 120CMM
Power: 66W



HIGH SPEED



METALLISED
ORNAMENT
& BODY RING



FULL ALUMINIUM
BODY



Ivory

SPEEDSTER

Sweep: 600mm
Speed: 870RPM
Air Delivery: 120CMM
Power: 66W



HIGH SPEED



DOUBLE BALL
BEARING



QUICK-START
HIGH TORQUE
MOTOR



EXCELLENT
PERFORMANCE
AT LOW VOLTAGE



FULL ALUMINIUM
BODY



HIGH AIR
DELIVERY



RUST-FREE
POWDER COATED
FINISH



White



Brown

MAXIMA

Sweep: 600mm
Speed: 870RPM
Air Delivery: 110CMM
Power: 66W



HIGH SPEED




DOUBLE BALL
BEARING



QUICK-START
HIGH TORQUE
MOTOR



Brown



White



Bianco

TOWER FAN

New Sub-Category

SNOWVENT TOWER FAN

Power Supply: 220-230V – 50Hz

Power Consumption: 150W

Air Delivery (Peak): 2500M3/Hr



STURDY
DESIGN



ERGONOMIC
CONTROL PANELS



TOUGH
BLOWER



LIGHT-WEIGHT
& PORTABLE



Cool Grey



Turquoise Blue

TPW FANS

TEZ FARRATA PEDESTAL FAN

Sweep: 500mm
Speed: 1400RPM
Air Delivery: 90CMM
Power: 159W



HIGH
AIR FEEL



QUICK-START
HIGH TORQUE
MOTOR



HEAVY METAL
BODY BASE



TEZ MK II FARRATA PEDESTAL FAN

Sweep: 450mm
Speed: 2500RPM
Air Delivery: 80CMM
Power: 140W



HIGH SPEED



HIGH AIR
THRUST



VICTOR VP 01-18 PEDESTAL FAN

Sweep: 450mm
Speed: 1380RPM
Air Delivery: 85CMM
Power: 65W



**SILENT
OPERATION**



VICTOR VP R-01 PEDESTAL FAN

Sweep: 400mm
Speed: 1380RPM
Air Delivery: 75CMM
Power: 55W



**SILENT
OPERATION**



TIMER



**ACRYLIC BLADE
HIGH PERFORMANCE**



**REMOTE
CONTROL**



Blue

Grey

MIDEA BP 2200 PEDESTAL FAN

Sweep: 400mm
Speed: 2200RPM
Air Delivery: 100CMM
Power: 100W



HIGH SPEED



FULL COPPER
MOTOR



HIGH AIR
THRUST



NEO SPECTRUM PEDESTAL FAN

Sweep: 400mm
Speed: 2100RPM
Air Delivery: 100CMM
Power: 100W



HIGH SPEED



FULL COPPER
MOTOR



OVERLOAD
THERMAL
PROTECTOR



Blue



Grey

MIDEA BP 07 PEDESTAL FAN

Sweep: 400mm
Speed: 1300RPM
Air Delivery: 75CMM
Power: 55W



ACRYLIC BLADE
(HIGH PERFORMANCE)



25MM STACK
MOTOR



SILENT
OPERATION



FULL COPPER
MOTOR



OVERLOAD
THERMAL
PROTECTOR



Grey

ELITE NEO PEDESTAL FAN

Sweep: 400mm
Speed: 1300RPM
Air Delivery: 75CMM
Power: 55W



HIGH AIR
THRUST



SILENT
OPERATION



FULL COPPER
MOTOR



AERODYNAMICALLY
BALANCED BLADE



OVERLOAD
THERMAL
PROTECTOR



ESTEEM PEDESTAL FAN

Sweep: 400mm
Speed: 1320RPM
Air Delivery: 70CMM
Power: 50W



SILENT
OPERATION



FULL COPPER
MOTOR



OVERLOAD
THERMAL
PROTECTOR



NEO SPECTRUM TABLE FAN

Sweep: 400mm
Speed: 2100RPM
Air Delivery: 100CMM
Power: 100W



HIGH SPEED



LOW POWER
CONSUMPTION



FULL COPPER
MOTOR



OVERLOAD
THERMAL
PROTECTOR



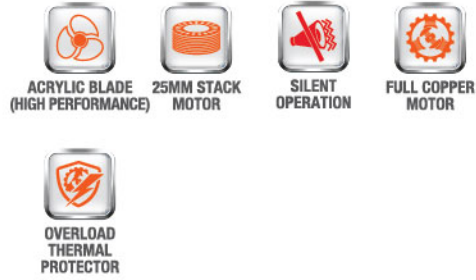
Blue



Grey

MIDEA BT 07 TABLE FAN

Sweep: 400mm
Speed: 1300RPM
Air Delivery: 75CMM
Power: 55W



ELITE NEO TABLE FAN

Sweep: 400mm
Speed: 1300RPM
Air Delivery: 75CMM
Power: 55W



ESTEEM TABLE FAN

Sweep: 400mm
Speed: 1320RPM
Air Delivery: 70CMM
Power: 50W



SILENT
OPERATION



FULL COPPER
MOTOR



VICTOR VWR-01 WALL FAN

Sweep: 400mm
Speed: 1380RPM
Air Delivery: 75CMM
Power: 59W



SILENT
OPERATION



TIMER




ACRYLIC BLADE
HIGH PERFORMANCE



REMOTE
CONTROL



Blue



Grey

MIDEA BW 2200 WALL FAN

Sweep: 400mm
Speed: 2200RPM
Air Delivery: 100CMM
Power: 100W



HIGH SPEED




FULL COPPER
MOTOR



HIGH AIR
THRUST



OVERLOAD
THERMAL
PROTECTOR



NEO SPECTRUM WALL FAN

Sweep: 400mm
Speed: 2100RPM
Air Delivery: 100CMM
Power: 100W



HIGH SPEED



LOW POWER
CONSUMPTION



FULL COPPER
MOTOR



OVERLOAD
THERMAL
PROTECTOR



Blue



Grey

Also available in 300mm sweep.

MIDEA BW 07 WALL FAN

Sweep: 400mm
Speed: 1300RPM
Air Delivery: 75CMM
Power: 55W



ACRYLIC BLADE
HIGH PERFORMANCE



25MM STACK
MOTOR




SILENT
OPERATION



FULL COPPER
MOTOR



OVERLOAD
THERMAL
PROTECTOR



ELITE NEO WALL FAN

Sweep: 400mm
Speed: 1300RPM
Air Delivery: 75CMM
Power: 55W



HIGH AIR
THRUST



SILENT
OPERATION



FULL COPPER
MOTOR



FULL
400 MM



AERODYNAMICALLY
BALANCED BLADE



OVERLOAD
THERMAL
PROTECTOR



ESTEEM WALL FAN

Sweep: 400mm
Speed: 1320RPM
Air Delivery: 70CMM
Power: 50W



**SILENT
OPERATION**



**FULL COPPER
MOTOR**



**FULL
400MM**



PERSONAL FANS

ULTIMA CABIN

Sweep: 300mm
Speed: 2200RPM
Air Delivery: 60CMM
Power: 70W



HIGH SPEED



ROTATING
GRILLE



OVERLOAD
THERMAL
PROTECTOR



ULTIMA PW 01

Sweep: 200mm
Speed: 2300RPM
Air Delivery: 50CMM
Power: 36W



HIGH SPEED



OVERLOAD
THERMAL
PROTECTOR



ULTIMA PT 01

Sweep: 200mm
Speed: 2300RPM
Air Delivery: 50CMM
Power: 36W



HIGH SPEED



EXHAUST FANS

MAXIO

Sweep: 150mm
Speed: 2000RPM
Air Delivery: 325CMH
Power: 21W



HIGH SPEED



RUST-PROOF
BODY



EASY
TO MOUNT



Steel



Bianco

Also available in 100mm sweep.

MAXIMA DX

Sweep: 200mm
Speed: 1350RPM
Air Delivery: 500CMH
Power: 25W



HIGH AIR
DELIVERY



2 YEAR
WARRANTY



White



Black

Also available in 150/250/300mm sweep.

FRESHEE MK II

Sweep: 225mm
Speed: 1400RPM
Air Delivery: 750CMH
Power: 46W



**DOUBLE BALL
BEARING**



**2 YEAR
WARRANTY**



Also available in 300mm sweep.

BAHAR

Sweep: 225mm
Speed: 1400RPM
Air Delivery: 600CMH
Power: 42W



**2 YEAR
WARRANTY**



**STRONG METAL
BODY**



Also available in 300mm sweep.

BAHAR

Sweep: 150mm
Speed: 2200RPM
Air Delivery: 600CMH
Power: 45W



HIGH SPEED



2 YEAR
WARRANTY



MAXIMA DX-G 02

Sweep: 150mm
Speed: 1400RPM
Air Delivery: 210CMH
Power: 24W



HIGH SPEED



2 YEAR
WARRANTY



LOUVERS



White



Black

Also available in 100mm sweep. | Also available in Ivory colour

INDUSTRIAL EXHAUST

MAXX AIR

Sweep: 300mm
Speed: 1400RPM
Air Delivery: 1300CMH
Power: 70W



DOUBLE BALL
BEARING



1 YEAR
WARRANTY



Also available in 225mm sweep.
225mm available in high speed only.

SUPREME DLX

Sweep: 450mm
Speed: 1400RPM
Air Delivery: 6800CMH
Power: 410W



DOUBLE BALL
BEARING



1 YEAR
WARRANTY



Also available in 300/380/600mm sweep.

SUPREME PLUS

Sweep: 450mm
Speed: 1400RPM
Air Delivery: 6800CMH
Power: 410W



DOUBLE BALL
BEARING



1 YEAR
WARRANTY



Also available in 300/380mm sweep.

AIR CIRCULATOR

SUPREME MK II


Sweep: 450mm
Speed: 1400RPM
Air Delivery: 115CMM
Power: 100W



DOUBLE BALL
BEARING



1 YEAR
WARRANTY



SUPREME PLUS

Sweep: 450mm
Speed: 1440RPM
Air Delivery: 125CMM
Power: 100W



DOUBLE BALL
BEARING



2 YEAR
WARRANTY



Also available in 600/750mm sweep.

Sweep stakes: How the 'sweep' of your fan makes a difference

The 'sweep' of a fan is determined by taking the distance from the edge of one blade to the centre of the motor and then doubling that number. For example, if the distance between the edge of one blade and the centre of the motor is 24", you would have a 48" (equals to 1200 mm) (24" x 2 = 48") sweep ceiling fan. The length of the sweep determines the amount of air that a given fan is capable of churning.

You should ideally choose a sweep depending upon the size of your room. A larger room requires a fan with a longer sweep to keep it cool, whereas a smaller room can be effectively cooled with a fan of a shorter sweep.

How to calculate the ideal sweep for your room:

- Find out the prospective fans' sweep in millimeters and multiply it by 2
- Now match the figure against the table below to find the perfect fan for your room

| Size of the room | Fan sweep in mm |
|------------------------|----------------------------|
| Upto 10' x 10' | 900 or 1050 |
| 10' x 10' | 1200 |
| 10' x 12' or 12' x 12' | 1400 |
| More than 12' x 12' | 2 or more fans recommended |

Tips to get the most out of your ceiling fan:

- The room should ideally be well-ventilated (there should be an open window or door)
- The gap between the ceiling and the blades should be at least 1 feet
- The fan (blades) should be at a height of 8 feet from the floor

Ceiling Fans

Performance figures: Supply voltage 220 - 230 Volts, A.C., 50 Hz

| Sr. No. | Category | Model Name | Sweep | Speed (RPM) | Air Delivery (CMM) | Power (Watts) |
|---------|----------|-------------------------------|--------|-------------|--------------------|-----------------|
| 1 | Premium | Elegance Royale Anti-Germ BBD | 1200mm | 380 | 240 | 68 |
| 2 | Premium | Euro NXG Anti-Germ BBD | 1200mm | 320 | 230 | 68 |
| 3 | Premium | Harrier Anti-germ BBD | 1200mm | 380 | 220 | 66 |
| 4 | Premium | Misaki | 1250mm | 350 | 245 | 73 |
| 5 | Premium | Astreza | 1200mm | 350 | 225 | 68 |
| 6 | Premium | Manami | 1200mm | 380 | 220 | 73 |
| 7 | Premium | Florella (Underlight) | 1200mm | 350 | 215 | 68 (with light) |

Ceiling Fans

Performance figures: Supply voltage 220 - 230 Volts, A.C., 50 Hz

| Sr. No. | Category | Model Name | Sweep | Speed (RPM) | Air Delivery (CMM) | Power (Watts) |
|---------|----------|-------------------------------|--------|-------------|--------------------|---------------|
| 10 | Premium | Magnifique FL-01 | 1200mm | 250 | 200 | 60 |
| 11 | Premium | Magnifique AL-01 | 1200mm | 250 | 215 | 60 |
| 12 | Premium | Ornio | 1200mm | 340 | 230 | 65 |
| 13 | Premium | Cruzair D'ecor | 1300mm | 320 | 235 | 66 |
| 14 | Premium | Leatrim Max 250 x 250 | 1200mm | 250 | 250 | 72 |
| 15 | Premium | Shinto | 1200mm | 340 | 235 | 65 |
| 16 | Premium | Euro | 1200mm | 320 | 230 | 68 |
| 17 | Premium | Regal Gold 4 Blade | 1200mm | 330 | 225 | 65 |
| 18 | Premium | Winstrim | 1200mm | 330 | 225 | 65 |
| 19 | Premium | Elegance | 1200mm | 380 | 225 | 73 |
| 20 | Premium | Regal Gold NXG | 1200mm | 345 | 230 | 64 |
| 21 | Premium | Regal Gold | 1400mm | 300 | 270 | 68 |
| 22 | Premium | Regal Gold | 1200mm | 330 | 225 | 65 |
| 23 | Premium | Regal Gold | 900mm | 375 | 140 | 64 |
| 24 | Premium | Regal Gold | 600mm | 870 | 120 | 66 |
| 25 | Premium | Grace Gold DX | 1200mm | 380 | 225 | 73 |
| 26 | Premium | Ark HS | 1200mm | 380 | 225 | 68 |
| 27 | Premium | Estæem | 1200mm | 380 | 225 | 73 |
| 28 | Premium | Ark | 1200mm | 330 | 225 | 65 |
| 29 | Premium | Disney Avengers | 1200mm | 340 | 230 | 72 |
| 30 | Premium | Disney Winnie the Pooh | 1200mm | 340 | 230 | 72 |
| 31 | Premium | Disney Princess | 1200mm | 340 | 230 | 72 |
| 32 | Premium | Disney Mickey Mouse & Friends | 1200mm | 340 | 230 | 65 |
| 33 | Premium | Disney Minnie Mouse | 1200mm | 340 | 230 | 65 |
| 34 | Premium | Disney Cars | 1200mm | 340 | 230 | 65 |
| 35 | Premium | Disney Cinderella | 1200mm | 330 | 230 | 65 |
| 36 | Economy | Shimmer BBD | 1200mm | 400 | 205 | 66 |
| 37 | Economy | Speedster X | 1200mm | 380 | 240 | 66 |
| 38 | Economy | Pride Neo | 1400mm | 310 | 250 | 77 |
| 39 | Economy | Pride Neo | 1200mm | 380 | 220 | 73 |
| 40 | Economy | Ultima D'ziner 2T | 1200mm | 380 | 225 | 73 |
| 41 | Economy | Ultima | 1400mm | 310 | 260 | 75 |
| 42 | Economy | Ultima | 1200mm | 380 | 225 | 73 |
| 43 | Economy | Ultima | 900mm | 430 | 155 | 60 |
| 44 | Economy | Grace LX | 1400mm | 310 | 245 | 78 |
| 45 | Economy | Grace LX | 1200mm | 380 | 210 | 73 |
| 46 | Economy | Grace DLX | 1200mm | 380 | 210 | 73 |
| 47 | Economy | Speedster | 1400mm | 300 | 270 | 68 |
| 48 | Economy | Speedster | 1200mm | 380 | 230 | 66 |
| 49 | Economy | Speedster | 900mm | 430 | 155 | 60 |
| 50 | Economy | Speedster | 600mm | 870 | 120 | 66 |
| 51 | Economy | Excel Star | 1200mm | 340 | 210 | 50 |
| 52 | Economy | Kassels Star | 1200mm | 380 | 220 | 53 |

Ceiling Fans

Performance figures: Supply voltage 220 - 230 Volts, A.C., 50 Hz

| Sr. No. | Category | Model Name | Sweep | Speed (RPM) | Air Delivery (CMM) | Power (watts) |
|---------|-------------|----------------|--------|-------------|--------------------|---------------|
| 53 | Economy | Kassels 50 ISI | 1400mm | 265 | 245 | 60 |
| 54 | Economy | Kassels 50 ISI | 1200mm | 340 | 200 | 50 |
| 55 | Economy | Electra 50 | 1200mm | 340 | 210 | 50 |
| 56 | Sub-economy | Edge HS | 1200mm | 400 | 205 | 66 |
| 57 | Sub-economy | Edge | 1200mm | 340 | 205 | 56 |
| 58 | Sub-economy | New Bahar Deco | 1200mm | 380 | 210 | 73 |
| 59 | Sub-economy | Tezz | 1200mm | 380 | 200 | 73 |
| 60 | Sub-economy | New Panther | 1200mm | 380 | 210 | 73 |
| 61 | Sub-economy | New Bahar | 1400mm | 310 | 245 | 78 |
| 62 | Sub-economy | New Bahar | 1200mm | 380 | 210 | 73 |
| 63 | Sub-economy | New Bahar | 900mm | 430 | 140 | 58 |
| 64 | Sub-economy | Maxima | 600mm | 870 | 110 | 66 |

| Sr. No. | Model | Sweep | Speed (RPM) | Air Delivery (CMM) | Power (Watts) |
|---------|-------------------|-------|-------------|--------------------|---------------|
| 1 | Tez Farrata | 500mm | 1400 | 90 | 159 |
| 2 | Victor VP 01-18 | 450mm | 1380 | 85 | 65 |
| 3 | Victor VP R-01* | 400mm | 1380 | 75 | 55 |
| 4 | Midea BP 2200 | 400mm | 2200 | 100 | 100 |
| 5 | Tez MK II Farrata | 450mm | 2500 | 80 | 140 |
| 6 | Neo Spectrum | 400mm | 2100 | 100 | 100 |
| 7 | Midea BP 07 | 400mm | 1300 | 75 | 55 |
| 8 | Elite Neo | 400mm | 1300 | 75 | 55 |
| 9 | Esteem | 400mm | 1320 | 70 | 50 |

*with remote

Table Fans ▶

Performance figures:
Supply voltage 220 - 230 Volts, A.C., 50 Hz

| Sr. No. | Model | Sweep | Speed (RPM) | Air Delivery (CMM) | Power (Watts) |
|---------|--------------|-------|-------------|--------------------|---------------|
| 1 | Neo Spectrum | 400mm | 2100 | 100 | 100 |
| 2 | Midea BT 07 | 400mm | 1300 | 75 | 55 |
| 3 | Elite-Neo | 400mm | 1300 | 75 | 55 |
| 4 | Esteem | 400mm | 1320 | 70 | 50 |

| Sr. No. | Model | Sweep | Speed (RPM) | Air Delivery (CMM) | Power (Watts) |
|---------|----------------|-------|-------------|--------------------|---------------|
| 1 | Victor VWR-01* | 400mm | 1380 | 75 | 59 |
| 2 | Midea BW 2200 | 400mm | 2200 | 100 | 100 |
| 3 | Neo Spectrum | 400mm | 2100 | 100 | 100 |
| 4 | Neo Spectrum | 300mm | 2100 | 75 | 70 |
| 5 | Midea BW 07 | 400mm | 1300 | 75 | 55 |
| 6 | Elite Neo | 400mm | 1300 | 75 | 55 |
| 7 | Esteem | 400mm | 1320 | 70 | 50 |

*with remote

Personal Fans ▶

Performance figures:
Supply voltage 220 - 240 Volts, A.C., 50 Hz
*Test voltage 230 Volts, A.C., 50 Hz

| Sr. No. | Model | Sweep | Speed (RPM) | Air Delivery (CMM) | Power (Watts) |
|---------|--------------|-------|-------------|--------------------|---------------|
| 1 | Ultima Cabin | 300mm | 2200 | 60 | 70 |
| 2 | Ultima PW 01 | 200mm | 2300 | 50 | 36 |
| 3 | Ultima PT 01 | 200mm | 2300 | 50 | 36 |

◀ Pedestal Fans

Performance figures:
Supply voltage 220 - 230 Volts, A.C., 50 Hz

◀ Wall Fans

Performance figures:
Supply voltage 220 - 240 Volts, A.C., 50 Hz
*Test voltage 230 Volts, A.C., 50 Hz

Heavy Duty Industrial Exhaust Fans

Performance figures: Supply voltage 220 - 240 Volts, A.C, 50 Hz
*Test voltage 230 Volts, A.C., 50 Hz

| Sr. No. | Model | Sweep | Speed (RPM) | Air Delivery (CMH) | Power (Watts) |
|---------|--------------|-------|-------------|--------------------|---------------|
| 1 | Maxx Air | 225mm | 1375 | 650 | 45 |
| 2 | Maxx Air | 300mm | 1400 | 1300 | 70 |
| 3 | Supreme Dlx | 300mm | 900 | 1275 | 55 |
| 4 | Supreme Dlx | 300mm | 1400 | 1900 | 90 |
| 5 | Supreme Dlx | 380mm | 900 | 2200 | 100 |
| 6 | Supreme Dlx | 380mm | 1400 | 3600 | 160 |
| 7 | Supreme Dlx | 450mm | 900 | 4300 | 145 |
| 8 | Supreme Dlx | 450mm | 1400 | 6800 | 410 |
| 9 | Supreme Dlx | 600mm | 900 | 10400 | 550 |
| 10 | Supreme Plus | 300mm | 900 | 1275 | 55 |
| 11 | Supreme Plus | 300mm | 1400 | 1900 | 90 |
| 12 | Supreme Plus | 380mm | 900 | 2200 | 100 |
| 13 | Supreme Plus | 380mm | 1400 | 3600 | 160 |
| 14 | Supreme Plus | 450mm | 900 | 4300 | 145 |
| 15 | Supreme Plus | 450mm | 1400 | 6800 | 410 |

Domestic Exhaust Fans

Performance figures: Supply voltage 220 - 240 Volts, A.C, 50 Hz
*Test voltage 230 Volts, A.C., 50 Hz

| Sr. No. | Model | Sweep | Speed (RPM) | Air Delivery (CMH) | Power (Watts) |
|---------|----------------|-------|-------------|--------------------|---------------|
| 1 | Freshee MK II | 225mm | 1400 | 750 | 46 |
| 2 | Freshee MK II | 300mm | 1380 | 1750 | 70 |
| 3 | *Maxio | 150mm | 2000 | 325 | 21 |
| 4 | *Maxio | 100mm | 2350 | 375 | 18 |
| 5 | Maxima DX | 150mm | 1400 | 270 | 22 |
| 6 | Maxima DX | 200mm | 1350 | 500 | 25 |
| 7 | Maxima DX | 250mm | 1100 | 810 | 34 |
| 8 | Maxima DX | 300mm | 1000 | 1125 | 50 |
| 9 | Bahar | 150mm | 2200 | 600 | 45 |
| 10 | Bahar | 225mm | 1400 | 600 | 42 |
| 11 | Bahar | 300mm | 1400 | 1250 | 55 |
| 12 | Maxima DX-G 02 | 100mm | 2200 | 84 | 15 |
| 13 | Maxima DX-G 02 | 150mm | 1400 | 210 | 24 |

Air Circulator Wall Fans

Performance figures: Supply voltage 220 - 240 Volts, A.C, 50 Hz
*Test voltage 230 Volts, A.C., 50 Hz

| Sr. No. | Model | Sweep | Speed (RPM) | Air Delivery (CMM) | Power (Watts) |
|---------|---------------|-------|-------------|--------------------|---------------|
| 1 | Supreme MK II | 450mm | 1400 | 115 | 100 |
| 2 | Supreme Plus | 450mm | 1440 | 125 | 100 |
| 3 | Supreme Plus | 600mm | 1440 | 250 | 200 |
| 4 | Supreme Plus | 750mm | 1440 | 370 | 250 |

Air Circulator Pedestal Fans

Performance figures: Supply voltage 220 - 240 Volts, A.C, 50 Hz
*Test voltage 230 Volts, A.C., 50 Hz

| Sr. No. | Model | Sweep | Speed (RPM) | Air Delivery (CMM) | Power (Watts) |
|---------|---------------|-------|-------------|--------------------|---------------|
| 1 | Supreme MK II | 450 | 1400 | 115 | 100 |
| 2 | Supreme Plus | 450 | 1440 | 125 | 100 |
| 3 | Supreme Plus | 600 | 1440 | 250 | 200 |
| 4 | Supreme Plus | 750 | 1440 | 370 | 250 |

*Due to continuous efforts for improvements, the specifications are subject to change without prior notice.



BAJAJ

Bajaj Electricals Ltd.





Inspiring Trust

601, Rustomjee Aspiree, Bhanu Shankar Yagnik Marg,
Off Eastern Express Highway, Sion (E), Mumbai - 400 022.

CIN: L31500MH1938PLC009887

Regd. Office: 45 / 47, Veer Nariman Road, Mumbai - 400 001. Tel.: 022-61497000

Free Home Service*:

1800 102 5963 / 022 4128 0000 | shop.bajajelectricals.com |    

*T&C apply. Please visit: www.bajajelectricals.com/terms-and-conditions